






# Mouthpiece Buzzing #3

Play on mouthpiece then on trumpet



Mouthpiece Buzzing #3

The image displays five staves of musical notation, each representing a different mouthpiece buzzing exercise. Each staff begins with a treble clef and a key signature of one flat (B-flat). The exercises are as follows:

- Staff 1:** A slur covers two measures of eighth notes: B-flat, B-flat, B-flat, B-flat, B-flat, B-flat, B-flat, B-flat. A fermata is placed over the final note of the second measure.
- Staff 2:** A slur covers two measures of eighth notes: B-flat, B-flat, B-flat, B-flat, B-flat, B-flat, B-flat, B-flat. A fermata is placed over the final note of the second measure.
- Staff 3:** A slur covers two measures of eighth notes: B-flat, B-flat, B-flat, B-flat, B-flat, B-flat, B-flat, B-flat. A fermata is placed over the final note of the second measure.
- Staff 4:** A slur covers two measures of eighth notes: B-flat, B-flat, B-flat, B-flat, B-flat, B-flat, B-flat, B-flat. A fermata is placed over the final note of the second measure.
- Staff 5:** A slur covers two measures of eighth notes: B-flat, B-flat, B-flat, B-flat, B-flat, B-flat, B-flat, B-flat. A fermata is placed over the final note of the second measure.